

FREE COMIC BOOK DAY

SpongeBob

FREESTYLE FUNNIES

©2013 UNITED PLANKTON PICTURES, INC. SPONGEBOB SQUAREPANTS TM& ©VIACOM INTERNATIONAL INC. ALL RIGHTS RESERVED.



HA HA!
COME TO
PAPA!

OH
NO YE
DON'T!

MEANWHILE...

DIRECT EDITION



99811





Nate Neal. Lettering by ComiCraft.

Front and back cover sketches: Corey Barba.
 Cover pencils and inks: Gregg Schigiell. Color: Rick Neilsen.
 Back cover art: Jacob Chabot.
SpongeBob SquarePants created by Stephen Hillenburg.

SPONGEBOB FREESTYLE FUNNIES is published by United Plankton Pictures, Inc., P.O. Box 1963, Santa Monica, CA 90406-1963.
 ©2013 United Plankton Pictures, Inc. SpongeBob SquarePants™ and © Viacom International Inc. All Rights Reserved. Neither this comic nor any portion of it may be used or reproduced for any purpose whatsoever without the express written permission of United Plankton Pictures, Inc. Distributed by Bongo Entertainment, Inc. Printed by TC Transcontinental, Beauceville, QC, Canada 3/18/2013

Paint MISBEHAVIN'

DONE!

STORY AND ART: DEREK DRYMON
COLOR: MIKE DEVITO
LETTERING: COMICRAFT



ANOTHER MASTERPIECE. HOW DO I DO IT?


THAT'S A GREAT PAINTING, SQUIDWARD!


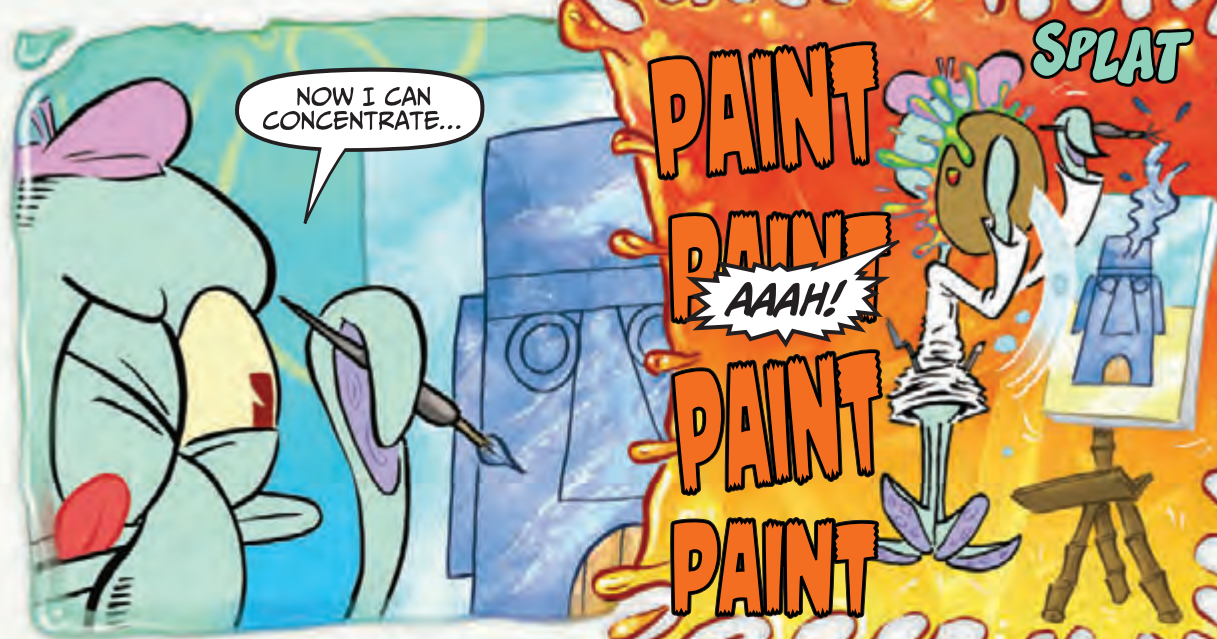
ART!


AAAAH!



SPLAT







..THEN
PAINT IT
REALLY
THERE!



YOU
CAN'T
DO
THAT!

HEY,
PAINT MY
HOUSE REAL,
TOO.

WHAT
DO YOU
WANT IT TO
BE?



MAKE IT
LOOK LIKE
A KRABBY
PATTY!

ORDER
UP!



I'D CALL THAT
WELL DONE!

HAHAHAHAH


QUICK,
PAINT ME A
FORK!

THAT
DOESN'T MAKE
SENSE!



WHAT
HAPPENS
TO THE
INSIDE?!





MAKE THE INSIDE REAL, TOO?!
SQUIDWARD, YOU'RE THE BEST TEACHER EVER!

I'LL PAINT MY COUCH LIKE JELLYFISH!



MY TV LIKE MR. KRABS!


GET BACK TO WORK!



THE BATHROOM CAN HAVE A BEACH THEME!




AND MY BED CAN LOOK LIKE A RACECAR!



HECK, I'LL JUST PAINT MY WHOLE BEDROOM INTO A REAL RACETRACK!

HOW IS IT POSSIBLE THIS UNTRAINED NO-TALENT CAN PAINT SUCH AMAZING THINGS?!?

WOOO!




WITH ALL THOSE NIGHT CLASSES I TOOK AT THE ADULT RECREATION CENTER, I SHOULD BE ABLE TO PAINT CIRCLES AROUND THAT LOSER!



I'LL SHOW HIM HOW TO PAINT THINGS TO BE REAL!!

I'LL START WITH MY KNOWLEDGE OF COMPLEMENTARY COLORS...



MY TONE AND RENDERING WILL BE PERFECT, OF COURSE!



MY BRUSH TECHNIQUE IS AS FLAWLESS AS EVER.

SPLAT